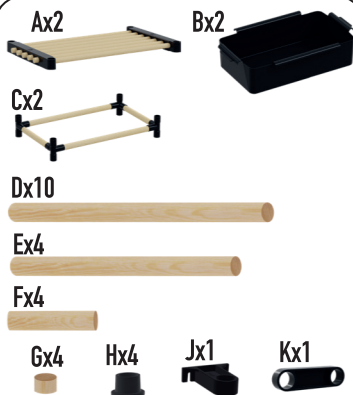
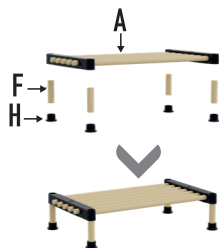


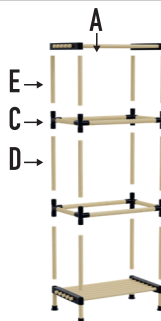
## PIEZAS / PARTS / PEÇAS



## MONTAJE / SETUP / MONTAGEM



Combine las piezas F y H bajo las piezas A  
Install parts J and F under the A parts  
Combine as peças F e H sob as peças A



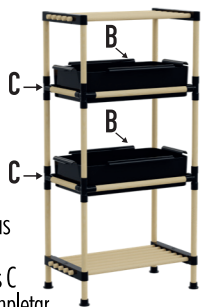
Conecte las piezas D y E en las piezas A  
Connect parts D and E to parts A  
Conecte as partes D e E às partes A

Coloque las piezas G en la pieza A superior usando un martillo



Attach the G parts to the top part A using a hammer

Coloque as peças G na peça superior A usando um martelo



Ponga las piezas B sobre las C para completar  
Put B parts on C parts to complete  
Coloque as peças B sobre as C para completar

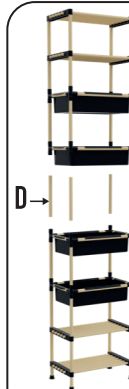
Utilice las piezas J para fijar a la pared



Use the K parts for fixing to the wall  
Use peças K para fixar na parede



Compre 2 modelos iguales y combínelos  
Buy twice the same model and combine  
Compre 2 modelos idênticos e combine-os



Se incluyen 2 piezas D adicionales para combinar 2 estanterías del mismo modelo

2 extra D parts included for combining 2 shelves of the same model

Estão incluídas 2 peças D adicionais para combinar 2 prateleiras do mesmo modelo